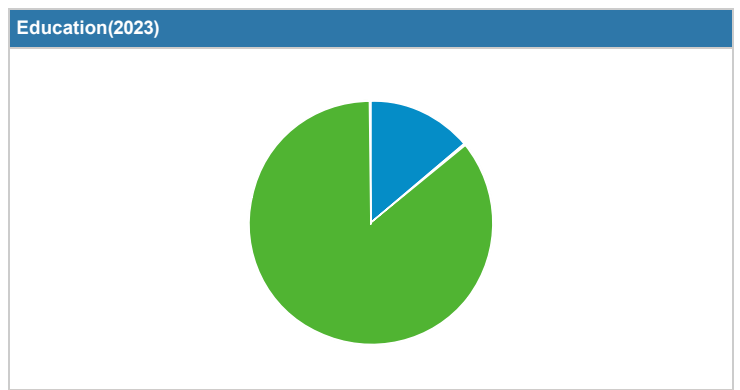
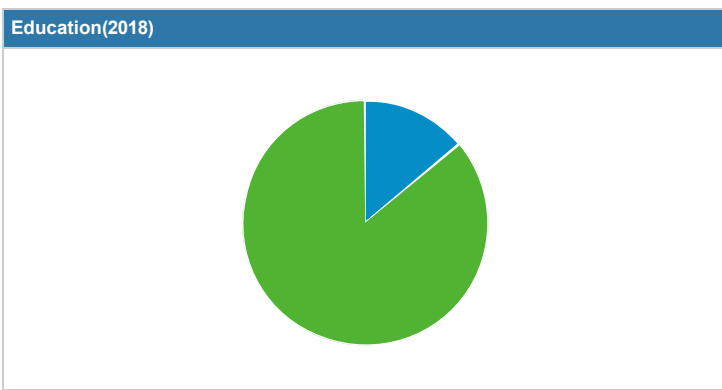
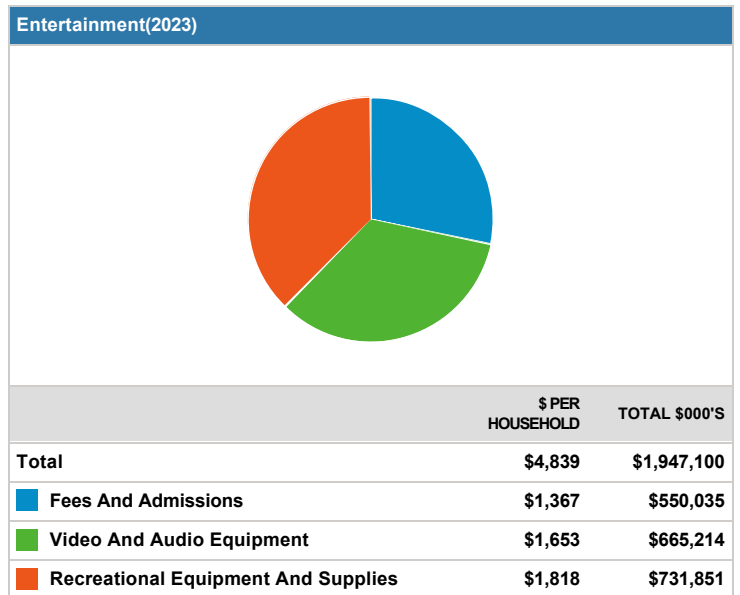
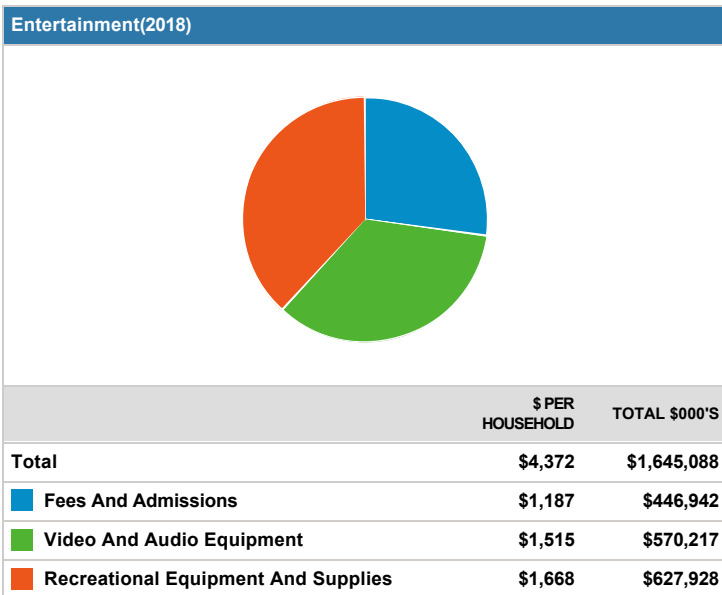
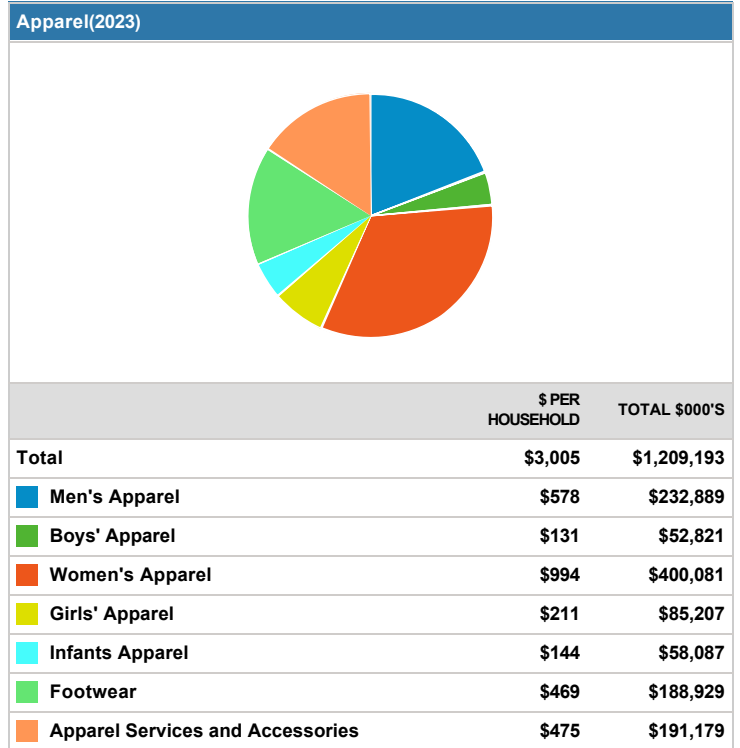
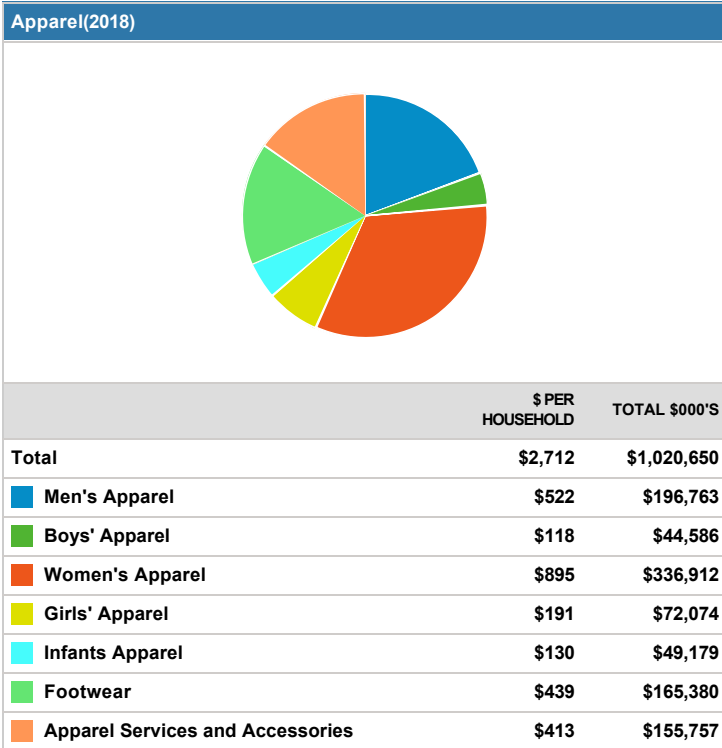




Consumer Expenditures within 20 Miles of The Mill on Etowah

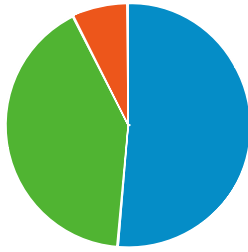
Consumer Expenditures Report (20 mile radius around Lat: 34.23519 Lng: -84.49521)



	\$ PER HOUSEHOLD	TOTAL \$000'S
Total	\$3,203	\$1,205,200
Books And Supplies	\$448	\$168,772
Tuition	\$2,754	\$1,036,428

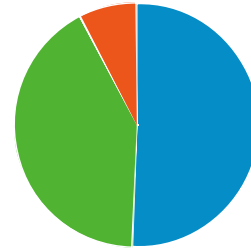
	\$ PER HOUSEHOLD	TOTAL \$000'S
Total	\$3,714	\$1,494,402
Books And Supplies	\$520	\$209,251
Tuition	\$3,194	\$1,285,151

Food and Beverages(2018)



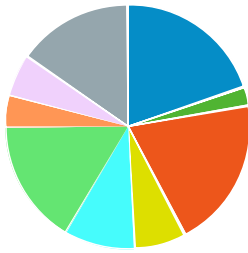
	\$ PER HOUSEHOLD	TOTAL \$000'S
Total	\$10,920	\$4,108,916
Food At Home	\$5,617	\$2,113,669
Food Away From Home	\$4,495	\$1,691,217
Alcoholic Beverages	\$808	\$304,030

Food and Beverages(2023)



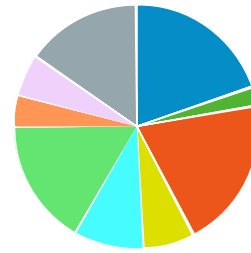
	\$ PER HOUSEHOLD	TOTAL \$000'S
Total	\$11,875	\$4,777,865
Food At Home	\$6,009	\$2,417,737
Food Away From Home	\$4,954	\$1,993,259
Alcoholic Beverages	\$911	\$366,869

Gifts(2018)



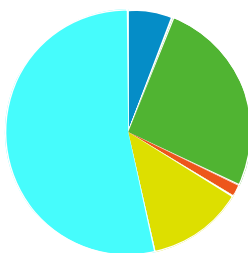
	\$ PER HOUSEHOLD	TOTAL \$000'S
Total	\$2,089	\$786,059
Gifts Of Apparel	\$414	\$155,934
Gifts Of Apparel Accessories	\$52	\$19,792
Gifts Of Education	\$418	\$157,355
Gifts Of Recreation	\$141	\$53,381
Gifts Of Food And Beverages	\$194	\$73,122
Gifts Of Household Furnishings And Equipment	\$342	\$128,712
Gifts Of Household	\$88	\$33,169
Gifts Of Transportation	\$115	\$43,538
Gifts Elsewhere Unspecified	\$321	\$121,054

Gifts(2023)

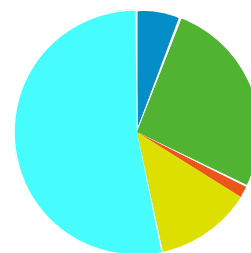







	\$ PER HOUSEHOLD	TOTAL \$000'S
Total	\$2,392	\$962,797
Gifts Of Apparel	\$474	\$190,822
Gifts Of Apparel Accessories	\$60	\$24,239
Gifts Of Education	\$478	\$192,569
Gifts Of Recreation	\$162	\$65,351
Gifts Of Food And Beverages	\$222	\$89,472
Gifts Of Household Furnishings And Equipment	\$392	\$157,746
Gifts Of Household	\$100	\$40,512
Gifts Of Transportation	\$133	\$53,733
Gifts Elsewhere Unspecified	\$368	\$148,355






Household Furnishings(2018)



Household Furnishings(2023)



	\$ PER HOUSEHOLD	TOTAL \$000'S
Total	\$2,744	\$1,032,502
 Household Textiles	\$163	\$61,413
 Furniture	\$719	\$270,767
 Floor Coverings	\$42	\$16,077
 Major Appliances	\$350	\$131,795
 Housewares And Small Appliances	\$1,468	\$552,449

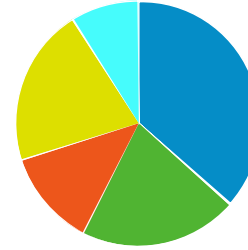
	\$ PER HOUSEHOLD	TOTAL \$000'S
Total	\$3,057	\$1,230,092
 Household Textiles	\$179	\$72,127
 Furniture	\$807	\$324,963
 Floor Coverings	\$49	\$19,891
 Major Appliances	\$390	\$157,003
 Housewares And Small Appliances	\$1,630	\$656,108






Shelter(2018)



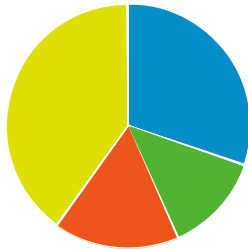
	\$ PER HOUSEHOLD	TOTAL \$000'S
Total	\$15,913	\$5,987,394
 Mortgage Interest	\$5,764	\$2,168,746
 Property Taxes	\$3,228	\$1,214,587
 Miscellaneous Owned Dwelling Costs	\$2,020	\$760,209
 Rental Costs	\$3,537	\$1,330,835
 Other Lodging	\$1,363	\$513,017





Shelter(2023)



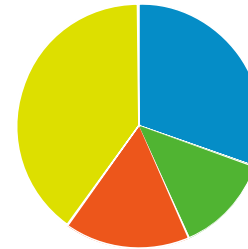
	\$ PER HOUSEHOLD	TOTAL \$000'S
Total	\$17,603	\$7,082,549
 Mortgage Interest	\$6,449	\$2,594,839
 Property Taxes	\$3,652	\$1,469,504
 Miscellaneous Owned Dwelling Costs	\$2,248	\$904,588
 Rental Costs	\$3,657	\$1,471,763
 Other Lodging	\$1,595	\$641,854





Household Operations(2018)



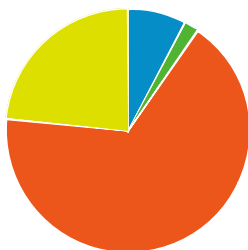
	\$ PER HOUSEHOLD	TOTAL \$000'S
Total	\$2,390	\$899,578
 Babysitting And Elderly Care	\$724	\$272,739
 Household Services	\$310	\$116,665
 Alimony And Child Support	\$398	\$149,990
 Household Supplies	\$957	\$360,183

Household Operations(2023)

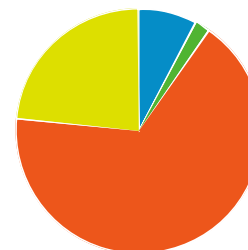


	\$ PER HOUSEHOLD	TOTAL \$000'S
Total	\$2,722	\$1,095,483
 Babysitting And Elderly Care	\$826	\$332,350
 Household Services	\$352	\$141,796
 Alimony And Child Support	\$454	\$182,817
 Household Supplies	\$1,089	\$438,520





Personal Care(2018)







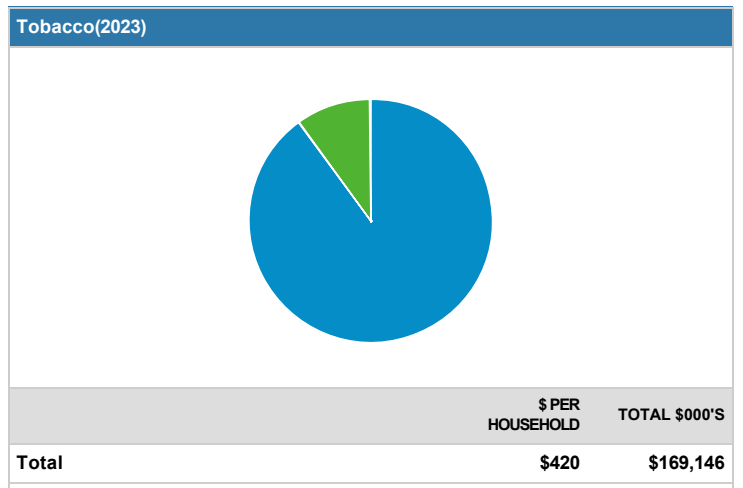
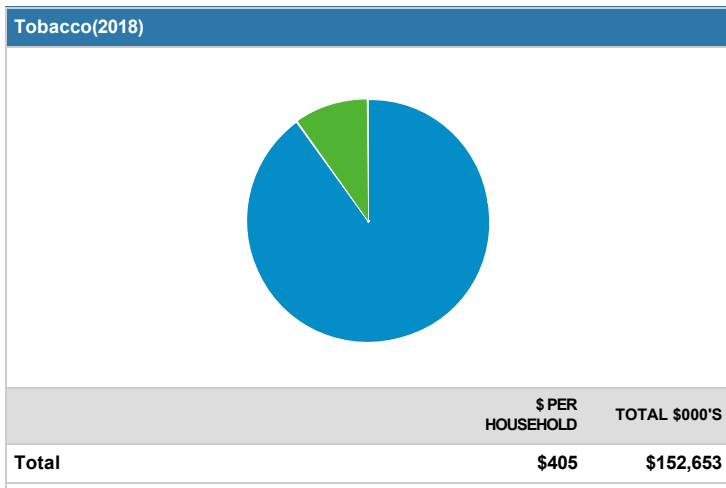
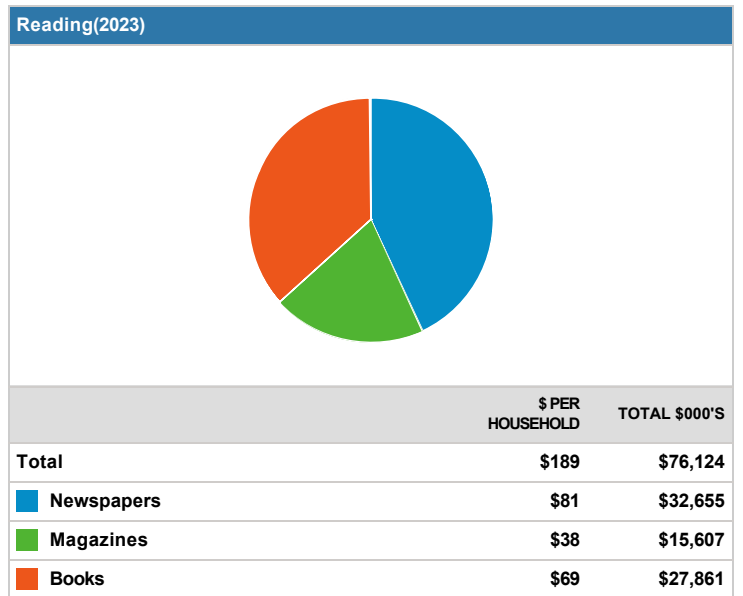
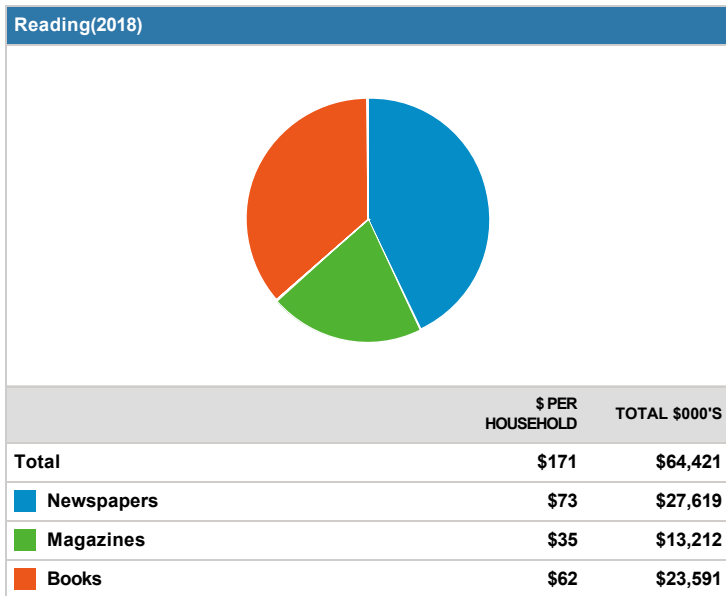
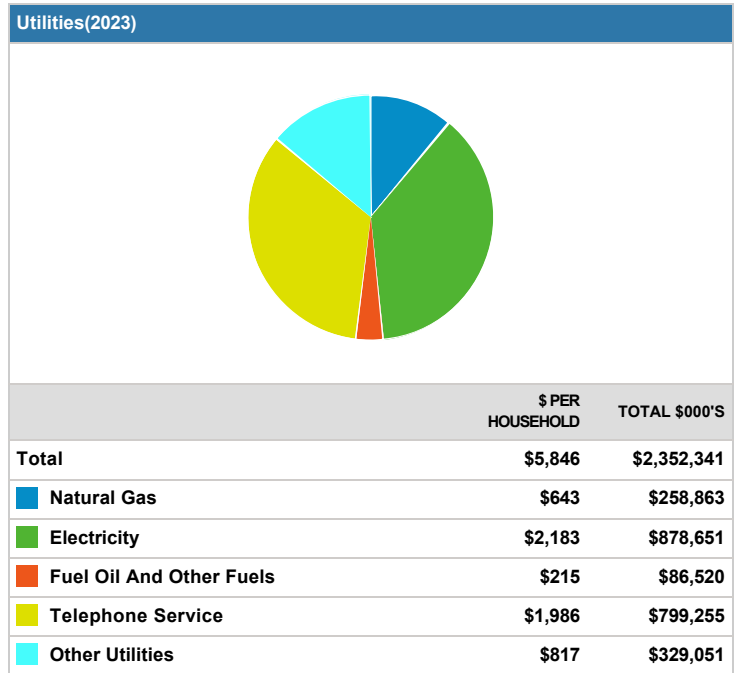
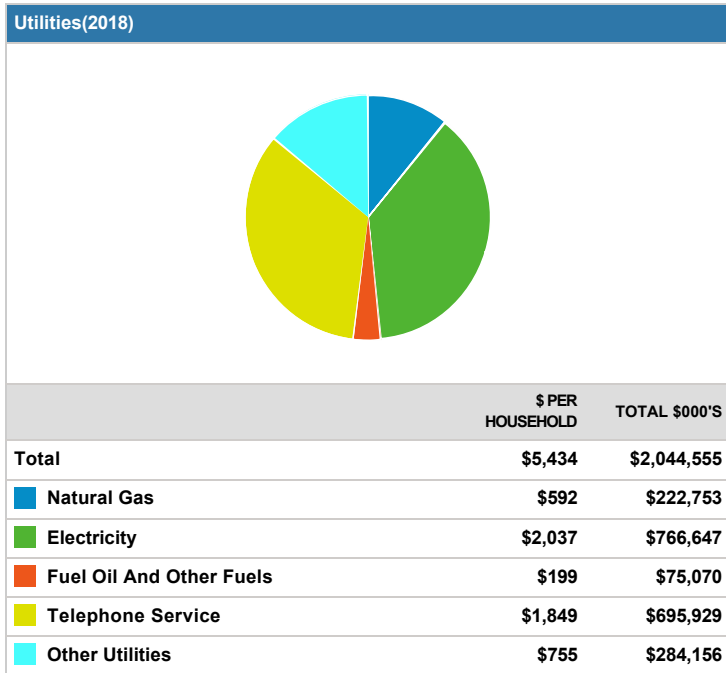
Personal Care(2023)



Personal Care(2023)

	\$ PER HOUSEHOLD	TOTAL \$000'S
Total	\$988	\$371,938
 Hair Care	\$76	\$28,832
 Electric Personal Care Appliances	\$19	\$7,334
 Personal Care Services	\$661	\$248,973
 Personal Care Products	\$230	\$86,798

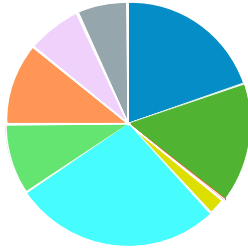
	\$ PER HOUSEHOLD	TOTAL \$000'S
Total	\$1,085	\$436,625
 Hair Care	\$84	\$33,870
 Electric Personal Care Appliances	\$21	\$8,622
 Personal Care Services	\$726	\$292,207
 Personal Care Products	\$253	\$101,926



Cigarettes	\$365	\$137,374
Other Tobacco Products	\$40	\$15,279

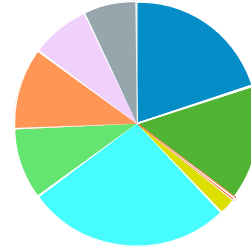
Cigarettes	\$378	\$152,220
Other Tobacco Products	\$42	\$16,926

Transportation(2018)



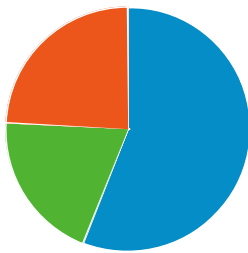
	\$ PER HOUSEHOLD	TOTAL \$000'S
Total	\$14,173	\$5,332,817
New Vehicle Purchase	\$2,790	\$1,049,764
Used Vehicle Purchase	\$2,242	\$843,764
Motorcycles (New And Used)	\$55	\$20,940
Vehicle Finance Charges	\$315	\$118,661
Gasoline And Oil	\$3,880	\$1,459,990
Vehicle Repair And Maintenance	\$1,333	\$501,706
Vehicle Insurance	\$1,545	\$581,609
Public Transportation	\$1,046	\$393,705
Other Transportation Costs	\$963	\$362,678

Transportation(2023)



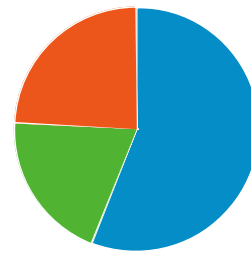
	\$ PER HOUSEHOLD	TOTAL \$000'S
Total	\$15,357	\$6,178,772
New Vehicle Purchase	\$3,069	\$1,235,184
Used Vehicle Purchase	\$2,357	\$948,517
Motorcycles (New And Used)	\$57	\$23,104
Vehicle Finance Charges	\$336	\$135,405
Gasoline And Oil	\$4,147	\$1,668,535
Vehicle Repair And Maintenance	\$1,443	\$580,967
Vehicle Insurance	\$1,663	\$669,208
Public Transportation	\$1,200	\$482,835
Other Transportation Costs	\$1,081	\$435,016

Health Care(2018)



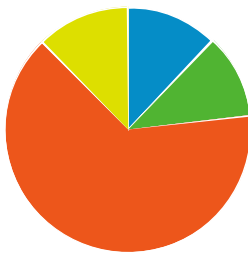
	\$ PER HOUSEHOLD	TOTAL \$000'S
Total	\$5,787	\$2,177,514
Health Care Insurance	\$3,239	\$1,218,774
Health Care Services	\$1,149	\$432,502
Health Care Supplies And Equipment	\$1,398	\$526,238

Health Care(2023)



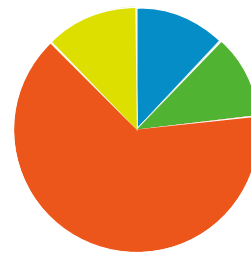
	\$ PER HOUSEHOLD	TOTAL \$000'S
Total	\$6,238	\$2,510,071
Health Care Insurance	\$3,491	\$1,404,709
Health Care Services	\$1,239	\$498,647
Health Care Supplies And Equipment	\$1,507	\$606,715

Miscellaneous Expenses(2018)



	\$ PER HOUSEHOLD	TOTAL \$000'S
Total	\$1,092	\$411,117
Legal And Accounting	\$132	\$49,669

Miscellaneous Expenses(2023)



	\$ PER HOUSEHOLD	TOTAL \$000'S
Total	\$1,186	\$477,394
Legal And Accounting	\$143	\$57,738

Funeral And Cemetery	\$121	\$45,623
Finance Charges Excluding Mortgage And Vehicle	\$703	\$264,857
Other Miscellaneous Expenses	\$135	\$50,968

Funeral And Cemetery	\$132	\$53,277
Finance Charges Excluding Mortgage And Vehicle	\$763	\$307,224
Other Miscellaneous Expenses	\$147	\$59,156

Personal Insurance(2018)		
	\$ PER HOUSEHOLD	TOTAL \$000'S
		\$629

Personal Insurance(2023)		
	\$ PER HOUSEHOLD	TOTAL \$000'S
		\$721

Contributions(2018)		
	\$ PER HOUSEHOLD	TOTAL \$000'S
		\$3,822

Contributions(2023)		
	\$ PER HOUSEHOLD	TOTAL \$000'S
		\$4,464

Retail Potential(2018)		
	\$ PER HOUSEHOLD	TOTAL \$000'S
Other Health and Personal Care Stores	\$122	\$46,165
Gasoline Stations with Convenience Stores	\$3,190	\$1,200,355
Gasoline Stations without Convenience Stores	\$1,657	\$623,482
Men's Clothing Stores	\$105	\$39,724
Women's Clothing Stores	\$281	\$106,005
Childrens' and Infant's Clothing Stores	\$99	\$37,271
Family Clothing Stores	\$498	\$187,655
Clothing Accessory Stores	\$20	\$7,630
Other Apparel Stores	\$75	\$28,589
Shoe Stores	\$245	\$92,450
Jewelry Stores	\$149	\$56,090
Luggage Stores	\$2	\$790
Sporting Goods Stores	\$280	\$105,721
Hobby, Toy, and Game Stores	\$144	\$54,338
Sewing and Needlecraft Stores	\$24	\$9,105
Musical Instrument Stores	\$66	\$25,055
Book Stores	\$259	\$97,617
Record,Tape,and CD Stores	\$128	\$48,360
Department Stores	\$2,611	\$982,548
Warehouse Superstores	\$1,127	\$424,200
Other General Merchandise Stores	\$337	\$127,113
Florists	\$35	\$13,239
Office and Stationary Stores	\$145	\$54,831
Gift and Souvenir Stores	\$122	\$45,996
Used Merchandise Stores	\$67	\$25,564
Pet and Pet Supply Stores	\$297	\$111,977
Art Dealers	\$19	\$7,486
Mobile Home Dealers	\$0	\$368
Other Miscellaneous Retail Stores	\$105	\$39,642
Mail Order and Catalog Stores	\$1,025	\$385,904
Vending Machines	\$103	\$39,096
Fuel Dealers	\$277	\$104,585
Other Direct Selling Establishments	\$186	\$70,237
Hotels and Other Travel Accomodations	\$260	\$98,059
RV Parks	\$3	\$1,238
Rooming and Boarding Houses	\$1	\$677
Full Service Restaurants	\$1,778	\$669,251

Limited Service Restaurants	\$1,784	\$671,300
Special Food Services and Catering	\$298	\$112,455
Drinking Places	\$142	\$53,563

Source: Applied Geographic Solutions, 2018

